

## 400 SERIES

**TIME-TESTED, CLASSIC WOOD  
CRAFTSMANSHIP**





## 400 SERIES WINDOWS & PATIO DOORS

As our most popular and longest-standing product line, the 400 Series brings you the best overall blend of performance and style to satisfy just about any window or patio door need. With years of engineering and craftsmanship to build on, 400 Series windows and patio doors are designed to live up to your high standards. Plus, with a broad array of shapes, style and colors to choose from, you can achieve the style you've envisioned for your home while having peace of mind knowing they're backed by our renowned Owner-2-Owner® limited warranty. With Andersen® 400 Series products, have confidence knowing you will be getting the quality and performance in which Andersen built its reputation. For more information, visit [andersenwindows.com/400series](https://andersenwindows.com/400series).







### **MATCH ANY HOME DESIGN**

From contemporary design to traditional and classic architecture, 400 Series products offer a time-tested blend of engineering and craftsmanship, combined with a variety of style options that can elevate a classic wood window into a stunning focal point in any home style. Visit our Home Style Library at [andersenwindows.com/stylelibrary](https://andersenwindows.com/stylelibrary).





# CONTEMPORARY DESIGN

Contemporary home design embraces minimalism and simplicity – clean lines, glass that stretches floor-to-ceiling and sleek, dark colors. Large windows and combinations allow you to enjoy stunning vistas and bring the outdoors in.



## CASEMENT & AWNING WINDOWS

Enhance your view and create stunning combinations by grouping together casement and/or awning windows. Casement windows hinge on the side and crank open outward allowing for full top to bottom ventilation. Awning windows are hinged at the top and open outward from the bottom allowing for ventilation and protection from the rain.

- Low-maintenance Perma-Shield® exterior cladding protects the unit and offers long-lasting\* weathertight performance
- Smooth control hardware allows for easy operation with the simple turn of the handle
- Choose a contemporary or traditional profile to fit your design style
- Available in custom sizes for replacement projects
- Single-actuation lock secures casement windows at multiple points with a single handle and features a "reach out" action that pulls the sash in for a weathertight seal



## SPECIALTY WINDOWS

Create large combinations with specialty windows to maximize light and view. Specialty windows are stationary windows that come in a variety of uncommon shapes, including elegant arches, striking angles and compelling curves to add curb appeal or enhance the character of your home. Flexiframe® windows are designed in nearly any shape made with straight lines, provided no angle is less than 14 degrees.

- Low-maintenance Perma-Shield exterior cladding protects the unit and offers long-lasting\* weathertight performance
- Available in custom sizes
- Choose a contemporary or traditional profile to fit your design style



Examples of available shapes.

For contemporary patio door options, visit [andersenwindows.com/doors](https://andersenwindows.com/doors).

\*Visit [andersenwindows.com/warranty](https://andersenwindows.com/warranty) for details.



# TRADITIONAL DESIGN

Traditional home design remains true to the history, authenticity and character of home styles that date back decades or even centuries. The classic design of Andersen® 400 Series windows and patio doors complement traditional style homes.



Double-hung windows have two operating sash (glass panels) that move up and down allowing for ventilation on the top, bottom or both.

## DOUBLE-HUNG WINDOWS

Bring fresh air in while not interfering with patios or walkways. Plus, with tilt-in features, cleaning double-hung windows from inside your home is easy. Woodwright® double-hung windows are built with authentic craftsmanship to help replicate the look of classic architecture. They allow you to retain or add charm to your home with beautiful wood interiors and an array of style options. Tilt-wash double-hung windows offer classic styling with thinner profiles and the perfect balance of modern and traditional design. Their classic blend of engineering and craftsmanship, along with energy efficiency, makes them our best-selling double-hung window.

- Low-maintenance exterior cladding protects the unit while wood interiors offer beauty and warmth
- Dual layer weatherstrip helps seal out dust, wind and water
- Available in custom size insert windows for easy replacement or full-frame windows for new construction and remodeling projects



## PATIO DOORS

Designed to bring nature's beauty inside while enhancing the style and personality of your home. Frenchwood® hinged inswing patio doors are designed to open into a room and save space for smaller exterior areas. Frenchwood gliding patio doors are ideal for any climate, they glide horizontally so not to interfere with your room.

- Experience smooth, long-lasting\* operation with adjustable ball-bearing rollers and a durable stainless-steel capped track on gliding doors. Hinged doors feature adjustable hinges, so you can easily fine tune the position of our door panel.
- Weatherstrip is designed to seal our air and water infiltration
- Secure locking systems tighten the door against the frame for improved security and weather protection
- Optional blinds-between-the-glass offer privacy and are protected from dust and damage and never need cleaning
- Available in custom sizes for replacement projects

\*Visit [andersenwindows.com/warranty](http://andersenwindows.com/warranty) for details.



# GLASS OPTIONS

Andersen offers one of the industry’s widest array of glass options, so you’re sure to find the right choice for your climate and your home. Choose from these High-Performance glass options.

GLASS	ENERGY		LIGHT	
	U-Factor How well a product prevents heat from escaping.	Solar Heat Gain Coefficient How well a product blocks heat caused by sunlight.	Visible Light Transmittance How much visible light comes through a product.	UV Protection How well a product blocks ultraviolet rays.
<b>SmartSun™</b> Thermal control similar to tinted glass, with visible light transmittance similar to Low-E4 glass.	● ● ● ○	● ● ● ●	● ● ● ○	● ● ● ●
<b>SmartSun with HeatLock® Coating</b> Applied to the room-side surface, it reflects heat back into the home and improves U-Factor values.	● ● ● ●	● ● ● ●	● ● ● ○	● ● ● ●
<b>Low-E4®</b> Outstanding overall performance for climates where both heating and cooling costs are a concern.	● ● ● ○	● ● ● ○	● ● ● ○	● ● ● ○
<b>Low-E4 with HeatLock Coating</b> Applied to the room-side surface, it reflects heat back into the home and improves U-Factor values.	● ● ● ●	● ● ● ○	● ● ● ○	● ● ● ○
<b>Sun</b> Outstanding thermal control in southern climates where less solar heat gain is desired.	● ● ● ○	● ● ● ●	● ○ ○ ○	● ● ● ○
<b>PassiveSun®</b> Ideal for northern, passive solar construction applications where solar heat gain is desired.	● ● ● ○	● ○ ○ ○	● ● ● ●	● ● ○ ○
<b>PassiveSun with HeatLock Coating</b> Applied to the room-side surface, it reflects heat back into the home and improves U-Factor values.	● ● ● ●	● ○ ○ ○	● ● ● ●	● ● ○ ○
<b>Clear Dual-Pane</b> High visibility with basic thermal performance.	● ○ ○ ○	○ ○ ○ ○	● ● ● ●	○ ○ ○ ○

Center of glass performance only. Ratings based on glass options as of June 2023. Visit [andersenwindows.com/energystar](http://andersenwindows.com/energystar) for ENERGY STAR® map and NFRC total unit performance data.

## ADDITIONAL GLASS OPTIONS

**Tempered** safety glass, standard on patio doors and required by code for larger window sizes.\*


**Laminated** glass for added strength, enhanced security and sound control.

**Patterned** glass lets in light while obscuring vision and adds a unique, decorative touch.



## GLASS SPACER OPTIONS

Choose from stainless steel, black or white glass spacers to create a customized look. Add full divided light grilles and the grille spacer bar between the glass will match the selected glass spacer color.



## BLINDS-BETWEEN-THE-GLASS

Blinds-between-the-glass offer privacy and convenience and are available on select Frenchwood® gliding and hinged patio doors.



## STORMWATCH® PROTECTION

Most Andersen 400 Series windows are available with impact-resistant glass and structural upgrades to meet the tough building codes of hurricane-prone coastal areas. See your local code official for specific requirements.



## ART GLASS

With art glass from Andersen, you can add interest, create focal points and make your work stand out. For more information, visit [andersenwindows.com/artglass](http://andersenwindows.com/artglass).



For more details on glass options, visit [andersenwindows.com/glass](http://andersenwindows.com/glass).



\*Visit [andersenwindows.com/warranty](http://andersenwindows.com/warranty) for details.





## EXTERIOR & INTERIOR OPTIONS

Our Perma-Shield® exterior cladding system, a time-tested Andersen innovation, offers low maintenance and durability while also providing an attractive appearance. The interiors of all 400 Series windows and patio doors are available in unfinished stain-grade pine or with a long-lasting, low-maintenance white finish. Select windows are also available with a dark bronze or black finish. 400 Series Woodwright® windows and Frenchwood® patio doors are also available with unfinished maple or oak interiors.

### EXTERIORS\*\*



### INTERIORS\*\*



Design your window at  
[andersenwindows.com/design-tool](https://andersenwindows.com/design-tool)

\*Visit [andersenwindows.com/warranty](https://andersenwindows.com/warranty) for details.

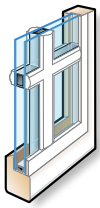
\*\*Some products are not available in all colors or wood species. See your Andersen supplier for details.

†Products with dark bronze and black interiors have matching exteriors.

Printing limitations prevent exact replication of colors and finishes. See your Andersen supplier for actual color and finish samples.

# GRILLE OPTIONS


A variety of grille patterns, widths and configurations fit any architectural style and help you create your vision. When remodeling or replacing, they play an important role in preserving the style of your home which is why we also offer custom patterns.



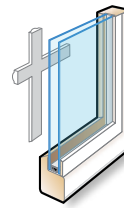
Permanent exterior  
Permanent interior  
with spacer



Permanent exterior  
Permanent interior



Permanent exterior  
Removable interior



Removable interior



Finelight™  
Grilles-  
Between-  
the-Glass™

## FULL DIVIDED LIGHT

Permanently applied to the interior and exterior of your window with a spacer between the glass.


## SIMULATED DIVIDED LIGHT

Permanent grilles on the exterior and interior with no spacer between the glass. We also offer permanent exterior grilles with removable interior grilles.

## CONVENIENT CLEANING OPTIONS

Removable interior grilles come off for easy cleaning. Finelight™ grilles-between-the-glass are installed between the glass panes and feature a contoured 3/4" or 1" profile.

## Grille Bar Widths



Our 2 1/4" wide grille can be positioned horizontally across the center of a casement window to simulate the look of a double-hung window.

Cross section of grilles showing standard widths and profiles. Additional patterns available, see your Andersen supplier for details.

# INSECT SCREEN OPTIONS

Choose our TruScene® insect screen for a beautifully unobstructed view with 400 Series windows. TruScene insect screens provide more than 50% greater clarity than conventional Andersen insect screens and let in 25% more fresh air;\*\* all while keeping out unwanted small insects.

Conventional aluminum insect screens are also available for 400 Series windows. 400 Series patio doors are available with conventional fiberglass insect screens.



\*7/8", 1 1/8" and 2 1/4" not available in Finelight grilles-between-the-glass.

\*\*TruScene insect screens let in over 25% more fresh air than standard Andersen fiberglass insect screens.







# DESIGNER HARDWARE\* FOR HINGED DOORS **NEW!**

Our designer hardware collections are carefully curated from today's leading hardware brands. They have a luxurious look and substantial feel that can match perfectly with other hardware and accessories throughout the home. Available on Andersen® hinged, entry, and folding doors.



**2 plate styles**  
**10 finish options**  
**7 handle designs**



Urban Plate

## ALESSA

Dark Bronze  
Dark Oil Rubbed  
Flat Black  
Matte Black  
Natural Bronze  
Polished Chrome  
Polished Nickel  
Satin Nickel  
White Bronze  
**White Medium**



Urban Plate

## ALEXIS

Dark Bronze  
Dark Oil Rubbed  
Flat Black  
Matte Black  
**Natural Bronze**  
Polished Chrome  
Polished Nickel  
Satin Nickel  
White Bronze  
White Medium



Urban Plate

## APOLLO

Dark Bronze  
Dark Oil Rubbed  
Flat Black  
Matte Black  
Natural Bronze  
Polished Chrome  
Polished Nickel  
**Satin Nickel**  
White Bronze  
White Medium



Urban Plate

## ATLAS

Dark Bronze  
Dark Oil Rubbed  
Flat Black  
**Matte Black**  
Natural Bronze  
Polished Chrome  
Polished Nickel  
Satin Nickel  
White Bronze  
White Medium



Traditional Plate

## CHURCHILL

**Dark Bronze**  
Dark Oil Rubbed  
Flat Black  
Matte Black  
Natural Bronze  
Polished Chrome  
Polished Nickel  
Satin Nickel  
White Bronze  
White Medium



Traditional Plate

## EMPIRE

Dark Bronze  
Dark Oil Rubbed  
Flat Black  
Matte Black  
Natural Bronze  
Polished Chrome  
**Polished Nickel**  
Satin Nickel  
White Bronze  
White Medium



Urban Plate

## MERIDIAN

Dark Bronze  
Dark Oil Rubbed  
Flat Black  
Matte Black  
Natural Bronze  
Polished Chrome  
Polished Nickel  
Satin Nickel  
**White Bronze**  
White Medium

# BALDWIN

**1 plate style**  
**5 finish options**  
**6 handle designs**



## 5162

Non-Lacquered Brass  
Oil Rubbed Bronze  
**Satin Black**  
Satin Brass  
Satin Nickel



## L021

Non-Lacquered Brass  
Oil Rubbed Bronze  
Satin Black  
Satin Brass  
**Satin Nickel**



## L023

Non-Lacquered Brass  
Oil Rubbed Bronze  
**Satin Black**  
Satin Brass  
Satin Nickel



## 5173

Non-Lacquered Brass  
Oil Rubbed Bronze  
Satin Black  
**Satin Brass**  
Satin Nickel



## 5455V

Non-Lacquered Brass  
**Oil Rubbed Bronze**  
Satin Black  
Satin Brass  
Satin Nickel



## 5485V

**Non-Lacquered Brass**  
Oil Rubbed Bronze  
Satin Black  
Satin Brass  
Satin Nickel

Bold name denotes finish shown.

\*Hardware is sold separately and options vary by product.

Some finishes are "living finishes" that will change with time and use, see limited warranty for details. Printing limitations prevent exact replication of finishes. See your Andersen supplier for actual finish samples.

Ashley Norton Inc. manufactures and supports the limited warranty for Ashley Norton hardware. Baldwin Hardware manufactures and supports the limited warranty for Baldwin Estate hardware.

**FSB®**  
**1 plate style**  
**2 finish options**  
**4 handle designs**



**Yale®** **Assure Lock®**  
 for Andersen® patio doors

**1 plate style**  
**3 finish options**  
**1 handle design**



Exterior handle shown

## ANDERSEN HARDWARE\* FOR DOORS

Andersen hardware options Yuma®, Encino®, Newbury®, and Anvers® each feature solid drop-forged brass for added strength, while Albany and Tribeca® hardware options are made of zinc die-cast with durable powder-coated finishes.



**EXPLORE ALL STYLES**  
[andersenwindows.com/doorhardware](https://andersenwindows.com/doorhardware)

Bold name denotes finish shown.

\*Hardware is sold separately and options vary by product.  
 Some finishes are "living finishes" that will change with time and use, see limited warranty for details.  
 Printing limitations prevent exact replication of finishes. See your Andersen supplier for actual finish samples.  
 Yale manufactures and supports the limited warranty for Yale Assure Lock for Andersen patio doors.  
 All trademarks where denoted are marks of their respective owners.

# WINDOW HARDWARE

Whether replacing, remodeling or building new, our hardware\* options enhance your home's decor. Choose from a variety of styles ranging from traditional and classical to simple and contemporary.

## Woodwright® Double-Hung

### STANDARD



Antique Brass | **Black** | Bright Brass | Distressed Bronze  
Distressed Nickel | Oil Rubbed Bronze | Satin Nickel  
Stone | White

## Double-Hung Sash Lifts

### TRADITIONAL



Finger Lift



Hand Lift



Bar Lift

Antique Brass | **Black** | Bright Brass | Distressed Bronze | Distressed Nickel  
Oil Rubbed Bronze | Satin Nickel | Stone | White

## Tilt-Wash Double-Hung

### TRADITIONAL



Standard: Stone | **White**  
Optional: Black

### CLASSIC™



Finger Lift



Hand Lift



Bar Lift

Stone | **White**

Classic double-hung sash lifts are only available for 400 Series Woodwright double-hung windows.

### ESTATE™



Antique Brass | **Bright Brass**  
Distressed Bronze | Distressed Nickel  
Oil Rubbed Bronze | Satin Nickel

Estate lock & keeper is available only for 400 Series tilt-wash double-hung windows.

### ESTATE



Finger Lift



Hand Lift

Antique Brass | **Bright Brass**  
Distressed Bronze | Distressed Nickel  
Oil Rubbed Bronze | Satin Nickel

Estate double-hung sash lifts are only available for 400 Series Woodwright double-hung windows.

### CONTEMPORARY



Bar Lift

Antique Brass | **Black**  
Bright Brass | Distressed Bronze  
**Distressed Nickel** | Oil Rubbed Bronze  
Satin Nickel | Stone | White

## Gliding



Antique Brass | **Black** | Bright Brass  
Distressed Bronze | Distressed Nickel  
Oil Rubbed Bronze | Satin Nickel  
Stone | **White**

## Casement & Awning

### ESTATE



**Antique Brass** | Bright Brass  
Distressed Bronze | Distressed Nickel  
Oil Rubbed Bronze | Satin Nickel

### CLASSIC



Stone | **White**

### CONTEMPORARY FOLDING



**Black** | Bright Brass | Oil Rubbed Bronze  
Satin Nickel | Stone | White

### TRADITIONAL FOLDING



Antique Brass | **Black** | Bright Brass  
Distressed Bronze | Distressed Nickel  
Oil Rubbed Bronze | **Satin Nickel** | Stone | White

Folding handles avoid interference with window treatments.

**Bold name** denotes finish shown.

\*Hardware is sold separately, except standard lock and keeper for double-hung windows. Distressed bronze and oil rubbed bronze are "living" finishes that will change with time and use. Printing limitations prevent exact finish replication. See your Andersen supplier for actual finish samples.



# COMPARISON CHART

Use the quick reference chart below to decide which Andersen® 400 Series products best fit your project needs.

FEATURES		WINDOWS								PATIO DOORS	
		Woodwright® Double-Hung Full-Frame	Woodwright Double-Hung Insert	Tilt-Wash Double-Hung Full-Frame	Tilt-Wash Double-Hung Insert	Narroline® Double-Hung Conversion Kit	Casement	Awning	Gliding	Frenchwood® Gliding	Frenchwood Hinged Inswing
<b>Low-Maintenance Exteriors</b>											
	White	•	•	•	•	•	•	•	•	•	•
	Canvas	•	•	•	•	•	•	•	•	•	•
	Sandtone	•	•	•	•	•	•	•	•	•	•
	Terratone	•	•	•	•	•	•	•	•	•	•
	Dark Bronze	•	•	•	•	•	•	•	•	•	•
	Forest Green	•	•	•	•	•	•	•	•	•	•
	Black	•	•	•	•	•	•	•	•	•	•
<b>Interiors</b>											
	Pine	•	•	•	•	•	•	•	•	•	•
	Maple	•	•							•	•
	Oak	•	•							•	•
	White	•	•	•	•	•	•	•	•	•	•
	Sandtone								•		
	Dark Bronze			•	•		•	•	•		
	Black			•	•		•	•	•		
<b>Easy Cleaning</b>											
	Tilt-to-Clean Sash	•	•	•	•	•					
<b>Grilles &amp; Blinds</b>											
	Full Divided Light	•	•	•	•	•	•	•	•	•	•
	Simulated Divided Light	•	•	•	•	•	•	•	•	•	•
	Finelight™ Grilles-Between-the-Glass	•	•	•	•	•	•	•	•	•	•
	Removable Interior Grilles	•	•	•	•	•	•	•	•	•	•
	Blinds-Between-the-Glass									•	•
<b>High-Performance Glass</b> Additional glass options are available. See page 8 for details. For patio doors, all glass options are tempered.											
	Low-E4®	•	•	•	•	•	•	•	•	•	•
	Low-E4 SmartSun™	•	•	•	•	•	•	•	•	•	•
	Low-E4 Sun	•	•	•	•	•	•	•	•	•	•
	Low-E4 PassiveSun	•	•	•	•	•	•	•	•	•	•
	Clear Dual-Pane						•	•			
	HeatLock® Coating	•	•	•	•	•	•	•	•	•	•
<b>Performance Option</b>											
	Stormwatch® Protection	PG upgrade		•			•	•			
<b>Glass Spacers</b>											
	Stainless Steel	•	•	•	•	•	•	•	•	•	•
	Black or White	•	•	•	•	•	•	•	•	•	•
<b>Standard Sizes</b>											
	Minimum Width	1'-9 5/8"	1'-4 1/2"	1'-9 5/8"	1'-9 1/4"	Fits Narroline double-hung windows made after 1967	1'-5"	2'-0 1/8"	2'-11 1/4"	4'-11 1/4"	2'-6 1/8"
	Maximum Width	3'-9 5/8"	3'-9 5/8"	3'-9 5/8"	3'-8 7/8"		2'-11 15/16"	5'-11 7/8"	5'-11 1/4"	15'-9"	8'-11 1/8"
	Minimum Height	3'-0 7/8"	2'-3 3/4"	3'-0 7/8"	3'-0 3/8"		2'-0 1/8"	1'-5"	1'-10 1/4"	6'-7 1/2"	6'-7 1/2"
	Maximum Height	6'-4 7/8"	6'-5"	7'-8 7/8"	7'-6 5/8"		5'-11 7/8"	4'-0"	4'-11 1/4"	7'-11 1/2"	7'-11 1/2"
<b>Custom Sizes</b>											
		•	•	•	•		•	•		•	•



## THE ENVIRONMENT HAS A BUSINESS PARTNER

Respect for the environment is nothing new at Andersen. For more than a century, it's been part of who we are. Our commitment to recycle and reclaim materials began simply because it was good business. Now it's part of our broader commitment to sustainability and responsible stewardship of all our resources. Andersen is committed to providing you with long-lasting, energy-efficient windows and doors. Visit [andersenwindows.com/sustainability](https://andersenwindows.com/sustainability) for more information.



Andersen makes windows and doors with options that make them ENERGY STAR® certified throughout the U.S.



Andersen is a charter member of the **U.S. Green Building Council** and a strong supporter of its LEED® (Leadership in Energy and Environmental Design) National Green Building Standard rating system.



\*Visit [andersenwindows.com/warranty](https://andersenwindows.com/warranty) for details.  
All trademarks where denoted are marks of their respective owners.  
©2023 Andersen Corporation. All rights reserved. 10/23 Part #110005